

- Wide 4:1 Input Range
- Regulated Outputs
- 1500V Isolation
- Industry Standard Encapsulated Package
- Half Brick Package Size
- Continuous Short Circuit Protection
- High Efficiency up to 90%
- -40 to +100 °C Operational Temperature Range



Specification (typical values shown)

Input Ranges.....	9~36 Volts, 18~75 Volts DC
Outputs.....	Single (see table below plus trim range of +/-10%)
Line Regulation.....	+/-0.2% max. (across full input range)
Load Regulation.....	+/-0.2% max. (zero load to full load)
Efficiency.....	See table for each model
Short Circuit Protection.....	Continuous
Over Current Protection.....	110~140% of nominal rated output
Isolation Voltage.....	I/P~O/P: 1.5kVDC, I/P&O/P~Case: 1.5kVDC
Switching Frequency.....	250kHz
Operating Temperature.....	-40 to +100 °C case temperature @ full load
Thermal Shutdown.....	110 °C (typ.) case temperature
Storage Temperature.....	-55 to +105 °C
Approval.....	UL(cUL)
Case Material.....	Aluminium base plate with plastic case

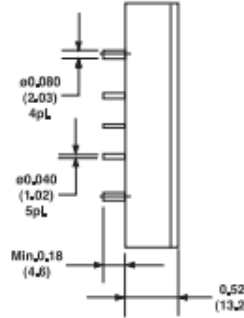
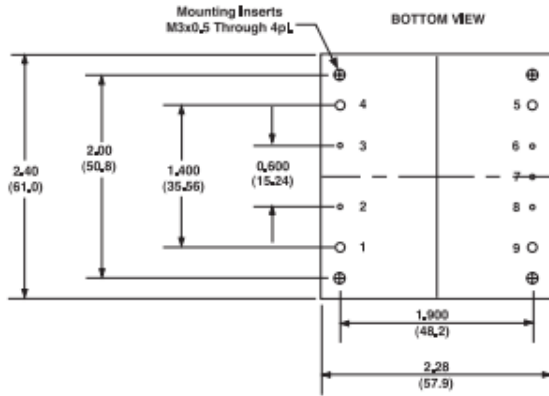
Models and Ratings

Model	Input Range	Output Voltage	Output Current	Efficiency
CHB150W-24S3V3	9~36 VDC	3.3 V	30 A	85%
CHB150W-24S05	9~36 VDC	5.0 V	30 A	87%
CHB150W-24S12	9~36 VDC	12.0 V	12.5 A	88%
CHB150W-24S15	9~36 VDC	15.0 V	10 A	88%
CHB150W-24S24	9~36 VDC	24.0 V	6.5 A	88%
<hr/>				
CHB150W-48S3V3	18~75 VDC	3.3 V	30 A	87%
CHB150W-48S05	18~75 VDC	5.0 V	30 A	89%
CHB150W-48S12	18~75 VDC	12.0 V	12.5 A	90%
CHB150W-48S15	18~75 VDC	15.0 V	10 A	90%
CHB150W-48S24	18~75 VDC	24.0 V	6.5 A	89%

For mechanical data and pinout, see next page

ALL PSU Ltd, Unit D6 Laser Quay, Culpeper Close, Medway City Estate,
Rochester, Kent, ME24HU, Tel : 01634 725527, Fax : 01634 739111,
Email : sales@allpsu.co.uk , Web : www.allpsu.co.uk

Mechanical Details and Pin-Out

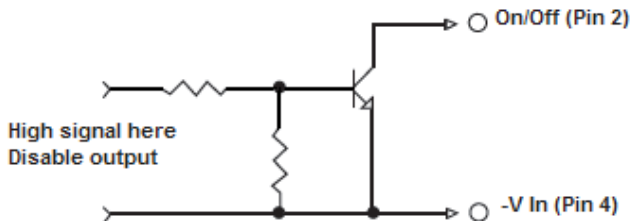


Pin	Function
1	+V In
2	On/Off
3	Case
4	-V In
5	-V Out
6	- Sense
7	Trim
8	+ Sense
9	+ V Out

Note:

Standard remote on/off , > 3.5Vdc or Open Circuit = Output on, <1.8 Volts = Output off
 For negative logic remote on/off, add suffix "N" to the part number, e.g. CHB150-12S12N

Remote On/Off Control



External Output Trim

