

10 Watt, AFC Series, Encapsulated Power Supply

ALL PSU LTD
Electronic Power Solutions

- Universal AC Input
- Fully Encapsulated, PCB Mounting Plastic Case plus options of Chassis or Din Rail Mounting with Screw Terminal connections*
- Wide Temperature Range, (-40 °C option)
- Short Circuit, OVP Protected
- Convection Cooled
- Full Approvals: UL/CE/CB
- Low Ripple And Noise



Specification

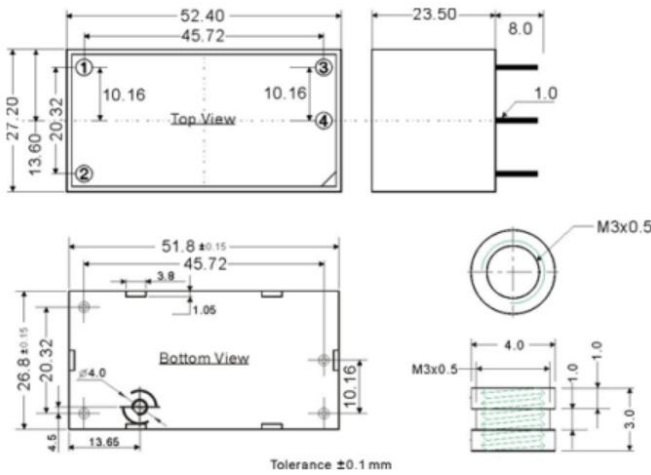
Input Voltage.....	90~264 VAC, 47~440 Hz (120-370 VDC)
Inrush Current.....	10 A @ 115 VAC, 20 A @ 230 VAC
Output Voltage.....	See table below, +/-2% preset accuracy
Load Regulation ((5% to full load).....	+/-0.5%
Line Regulation (full range).....	+/-0.3%
Over Voltage Protection.....	Zener diode clamp
Short Circuit Protection.....	Hiccup mode, indefinite (automatic recovery)
Hold Up Time.....	15 ms, min
Minimum Load.....	No minimum load
Input to Output Isolation.....	I/P-O/P: 3 kVAC,
Operating Temperature	-25 to +70 °C, see derating curve, (add suffix "-E1" for -40 °C operation)
Storage Temperature.....	-40 to +85 °C
Switching Frequency.....	125 kHz
Safety Standards.....	UL/cUL 60950, CE, CB
EMC.....	EN55022 Class B, EN55024
Mechanical, (PCB Mount version).....	Encapsulated, 52.4 x 27.2 x 23.5 mm
Connections Input & Output.....	PCB mounting: through hole pins
Mechanical Options.....	Chassis mounting with screw terminal connections Din rail mounting with screw terminal connections

Models and Ratings

Model	Output 1	Output Current	Efficiency
AFC-3.3S-AP	3.3 V	2.5 A	70%
AFC-5S-AP	5.0 V	2.0 A	72%
AFC-12S-AP	12.0 V	0.833 A	76%
AFC-15S-AP	15.0 V	0.667 A	75%
AFC-24S-AP	24.0 V	0.417 A	72%

Please see next page for mechanical drawings.

Standard PCB Mounting Version



Pinout

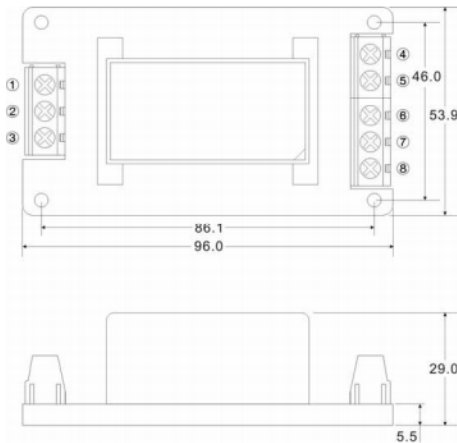
Pin	Function
1	AC Neutral
2	AC Live
3	+DC Out
4	-DC Out

On the base of the unit there is a single M3 threaded bush which is purely for additional mechanical fixing to the PCB.

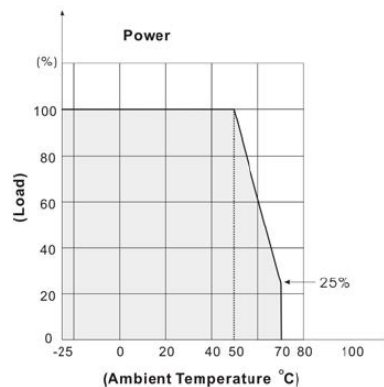
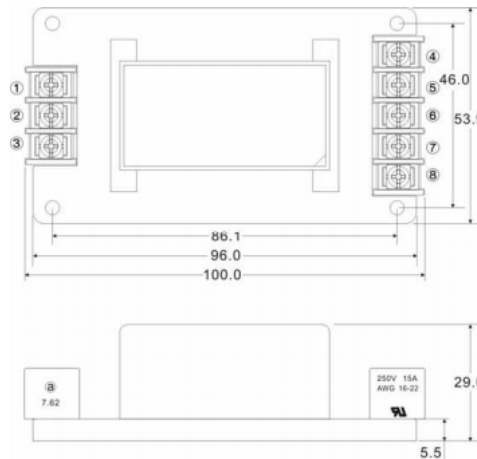
*Mechanical Options - add suffix:

- A2 = Chassis mounting with screw terminals for stripped wires
 - A5 = Chassis mounting with screw terminals for crimped terminals
 - DN = DIN Rail mounting with screw terminal connections
- Please contact ALL PSU sales office for further details

Option "A2"



Option "A5"



Specifications may change without notice. E&OE. ALL PSU Terms & Conditions apply.

**ALL PSU Ltd, Unit D6 Laser Quay, Culpeper Close, Medway City Estate,
Rochester, Kent, ME2 4HU, Tel : 01634 725527, Fax: 01634 739111,
Email: sales@allpsu.co.uk Web: www.allpsu.co.uk**